



Smartphone Eye Imaging Adaptor  
**QuikVue<sup>®</sup> VPA-100**

Eye Capture at Your Palm

## Product Design Concept

It is well acknowledged that imaging is playing a more and more important role in ophthalmology diagnosis. QuikVue® is a smartphone adaptor designed especially for anterior segment imaging. It provides 15x magnification which meets the basic eye examination demand for optometrists, general practitioners, pediatricians, veterinarians, etc. The specially designed optical lens enable QuikVue® to capture clear anterior images for primary eye care examination and telemedicine.

## Clinical Applications



General eye check



Immobile patient check



Children patient check



Emergency check



Elderly patient Check



Pet eyecare check



## White and Blue Illumination

QuikVue® provides both white and blue illumination respectively. The white LED projects warm white light which is similar to slit lamp's halogen illumination. There are two levels of white illumination available to meet different brightness demand during examination. The blue illumination can be used to capture fluorescein images to assist diagnosis with corneal staining and contact lens fitting, etc.



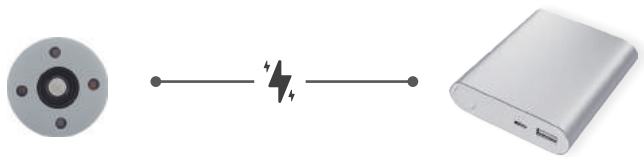
## Flexible Air Cushion Design

The innovative air cushion design enables QuikVue® to be attached on most smart phones available in the market.

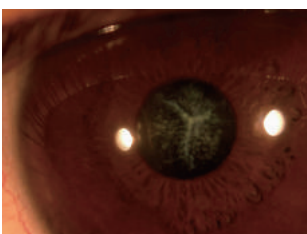


## Rechargeable Battery

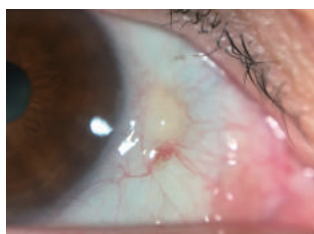
To make the power recharging convenient, QuikVue® applies mini Li-ion rechargeable battery. It can be recharged through a USB cable. There is one recharging status indicator at the back side of the device. When the power recharging is finished, the indicator light will turn from red to green.



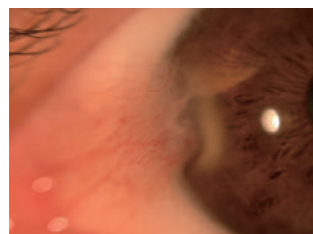
## Image Gallery



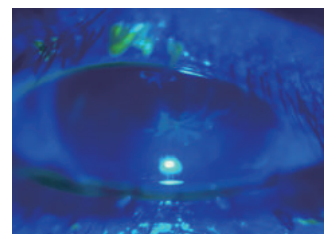
Cataract



Pinguecula



Pterygium



Dendritic corneal ulcer

## Specification

## VPA-100

Magnification	15X
Illumination	White (2 level of brightness), Cobalt blue
Image capture	Still image, Video
Working time	6 hours
Power	Rechargeable li-ion battery
Recharging	Micro USB cable
Dimension	44 x 44 x 35 (mm) (W/D/H)
Net weight	30g

### Packing Details:



QuikVue® adaptor



storage pouch



Micro USB cable



user guide



## Shanghai VisuScience Meditech Co.,Ltd.

Add: No. 344 Sanlin Road, Pudong New Area, Shanghai, China

Tel: +86-21- 34973659 | Fax: +86-21- 34973659

E-mail: info@visu-science.com

Follow us on



www.visu-science.com