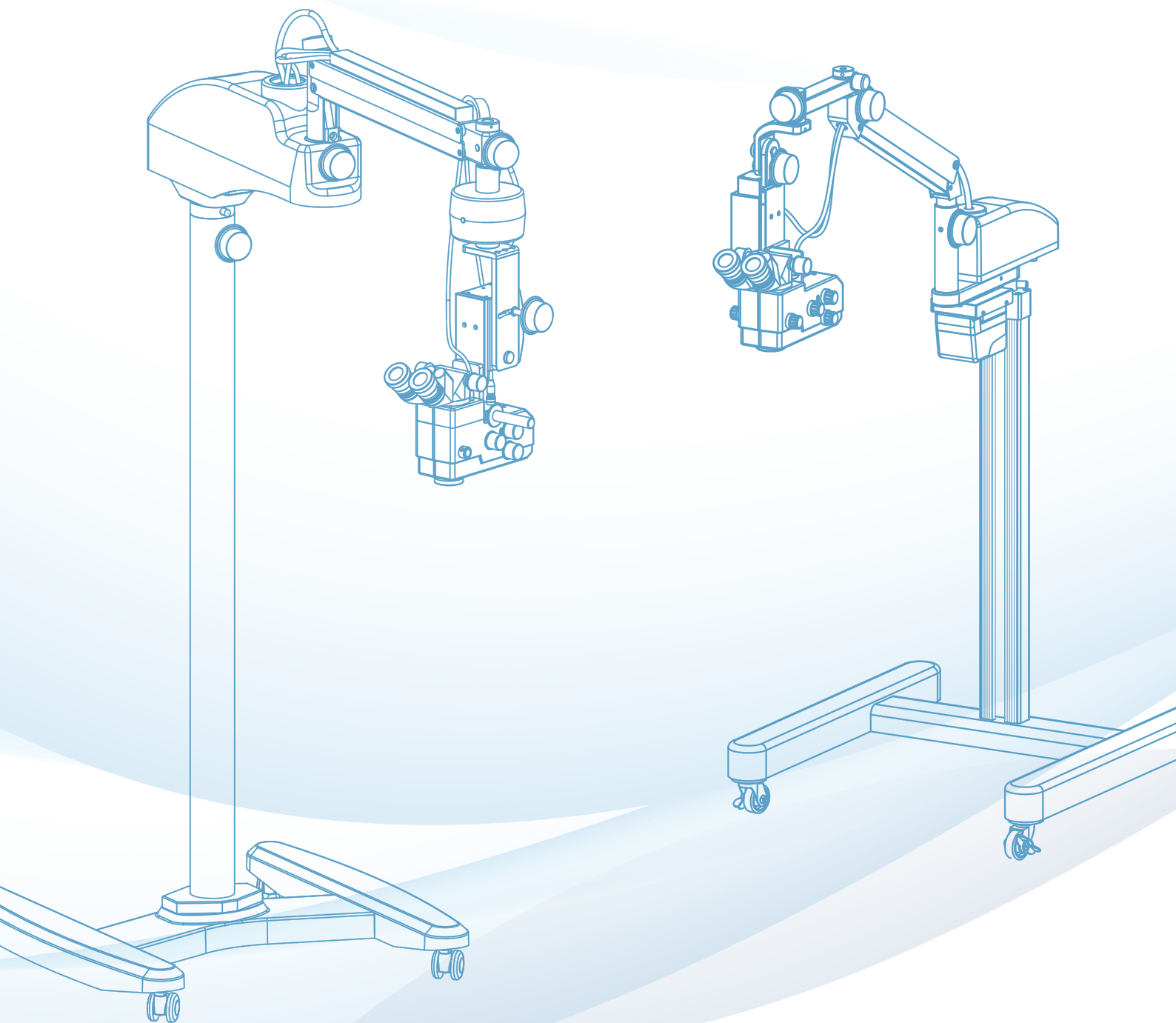


# OPERATING MICROSCOPES

Quality Optics



**LED**

# L-0995AZ

LED Operating microscope (with X-Y)

Cataract Surgery

Vitreoretinal Surgery

Other Ophthalmic Surgery



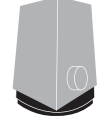
Motorised focus



Red reflex



Motorised X-Y stage



MOTORIZED ZOOM



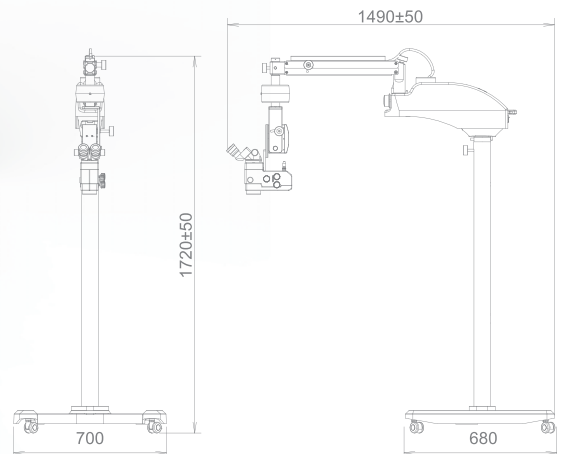
Monitor Option

## Wide Angle Viewing System









**VOLK** SURGICAL MERLIN













**Z OCULUS**®  
SDI® 4 / BIOM® 5



# Specifications

	L-0995AZ	L-0990A MEGA-80	L-0990 MEGA-21	L-0970 MEGA-10	L-0955SD	L-0955XD	L-0940SD DECA-21	L-0950D EASIO smart
								
<b>Microscope</b>								
<b>Type</b>	Galilean type	Galilean type	Galilean type	Galilean type	Galilean type	Galilean type	Galilean type	Galilean type
<b>Magnification Changer</b>	Continuous auto zoom	5 Steps by drum rotation	5 Steps by drum rotation	5 Steps by drum rotation	Continuous zoom by drum rotation	Continuous zoom by drum rotation	Continuous zoom by drum rotation	Continuous zoom by drum rotation
<b>Eyeiece</b>	12.5x	12.5 x	12.5x	12.5x	12.5x	12.5x	15x	15x
<b>Total Magnification</b>	4.4x - 26.4x	3.2x, 4.8x, 8x, 12.8x, 20x	3.2x, 4.8x, 8x, 12.8x, 20x	2x, 3x, 5x, 8.1x, 12.7x	5x - 15x	5x - 15x	6x - 18x	6x - 18x
<b>Field of View</b>	Φ48-8mm	Φ51-8mm	Φ51-8mm	Φ103-17 mm	Φ35-10mm	Φ35-10mm	Φ45mm	Φ50-14mm
<b>Pupillary adjustment</b>	54-70mm	50-75mm	50-75mm	50-75mm	50 - 70 mm	50 - 70 mm	54 - 70 mm	50-75mm
<b>Objective Lens</b>	F=200mm (Apocromatic)	F=175mm	F=175mm	F=250mm	F=175mm	F=175mm	F=175mm	F=250mm
<b>Diopter Adjustment</b>	-7D - + 7D	-6D - + 5D	-6D - + 5D	-6D - + 5D	-6D - + 6D	-6D - + 6D	-6D - + 6D	-6D - + 6D
<b>Illumination</b>								
<b>Filter</b>	Cobalt, Red free, Heat absorption, 1/2ND	Cobalt, Red free, Heat absorption, 1/2ND	Cobalt, Red free, Heat absorption, 1/2ND	Cobalt, Red free, Heat absorption, 1/2ND	Retina protection, Red-Free, Plain, Bulb color	Retina protection, Red-Free, Plain, Bulb color	Cobalt, Red free, Heat absorption, 1/2ND	Yellow, Red free, Heat absorption, 1/2ND
<b>Light Source</b>	LED	Halogen	Halogen	Halogen	LED	LED	Halogen	Halogen
<b>Maximum intensity</b>	60,000Lux	110,000Lux	110,000Lux	110,000Lux	80,000Lux	80,000Lux	80,000Lux	80,000Lux
<b>Co-axial Illumination Field</b>	Φ45mm	Φ50mm	Φ50mm	Φ50mm	Φ45mm	Φ45mm	Φ45mm	Φ40mm
<b>Focal Adjustment</b>								
<b>Type</b>	Mortorised	Mortorised	Mortorised	Mortorised	Manual slider	Mortorised	Manual slider	Manual slider
<b>Adjustable Distance</b>	40mm	40mm	40mm	40mm	30mm	40mm	30mm	31mm
<b>Focusing Speed</b>	1.3mm/sec	1.3mm/sec	1.3mm/sec	1.3mm/sec	-	1.3mm/sec	-	-
<b>Head Inclination</b>								
<b>Head Inclination Angle</b>	0°- 30°	0°- 30°	0°- 30°	0°- 30°	0°- 90°	-2.7-27.5°	0°- 90°	0°- 90°
<b>Head Swing Angle</b>	-	-	-	Left-Right : -30° - +30°	-	-	-	Left-Right : -30°- +30° Back-Forth : -30°- +30°
<b>Objective Lens Swing Angle</b>	-	-	-	-	-	-	-	Left-Right : -30°- +30° Back-Forth : -30°- +30°
<b>Foot Remorte</b>								
<b>Type</b>	Floor Type	Floor Type	Floor Type	Floor Type	-	Floor Type	-	-
<b>Weight</b>	4.0kg	1.3kg	1.3kg	1.3kg	-	1.3kg	-	-
<b>Red Reflex Unit</b>								
<b>Type</b>	Built-in(Switchable)	Detachable(Option)	Detachable(Option)	-	-	-	Detachable(Option)	-
<b>Weight</b>								
<b>Total Weight</b>	92kg	67kg	63kg	64kg	17kg	18kg	15kg	36kg

# Optional Accessories

Code	Description	L-0995AZ	L-0990A MEGA-80	L-0990 MEGA-21	L-0970 MEGA-10	L-0955SD	L-0955XD	L-0940SD DECA-21	L-0950D EASIO smart
 L-541	Beam Splitter Device	●	●	●	●	●	●	●	●
 L-542	Observation Tube with Image Rotation (Monocular)	●	●	●	●	●	●	●	●
 L-542-CB	Coaxial Observation Tube (Binocular)	●	●	●	●	●	●	●	●
 L-0544	Video Camera Adapter with C-mount (f=100mm)	●	●	●	●	●	●		
 L-0568-231S2-N	CCD Camera (540TV Lines) (NTSC)	●	●	●	●	●	●		
	L-0568-231S2-P	CCD Camera (540TV Lines) (PAL)	●	●	●	●	●		
 L-0541DC-FR	Foot Remote Controller for L-0541DC-1.3							●	●
 L-0500	Red Reflex Unit for Operation Microscope "Red Reflex Booster"		●	●	●	●	●	●	●
 L-1422	Stand for L-0940 Portable Microscope, H-Style Base					●	●	●	●
	OBJ-002	Objective Lens (F=250mm) (Ent Surgery, Dental Surgery)	●	●	●	Equiped	●	●	●
	OBJ-003	Objective Lens (F=300mm) (Neurosurgery)	●	●	●	●	●	●	Equiped
	OBJ-A008	Objective Lens (F=175mm) (Ophthalmic Surgery)	●	Equiped	Equiped	●	Equiped	Equiped	●
	OBJ-012	Objective Lens (F=350mm) (larygeal Surgery)	●	●	●	●	●	●	●
	OBJ-014	Objective Lens (F=400mm) (larygeal Surgery)	●	●	●	●	●	●	●
	OBJ-024-AP	Objective Lens (F=200mm) Apochromat (Ophthalmic Surgery)	Equiped	●	●	●	●	●	●
 L-0548	45 degree adaptor				●				

**Inami & Co., Ltd.**

No.24-2, Hongo 3-chome, Bunkyo-ku,  
Tokyo 113-0033, Japan  
Tel: +81 (3) 3814-5916 Fax: +81 (3) 5684-2126  
E-mail: corpinfo@inami.co.jp